

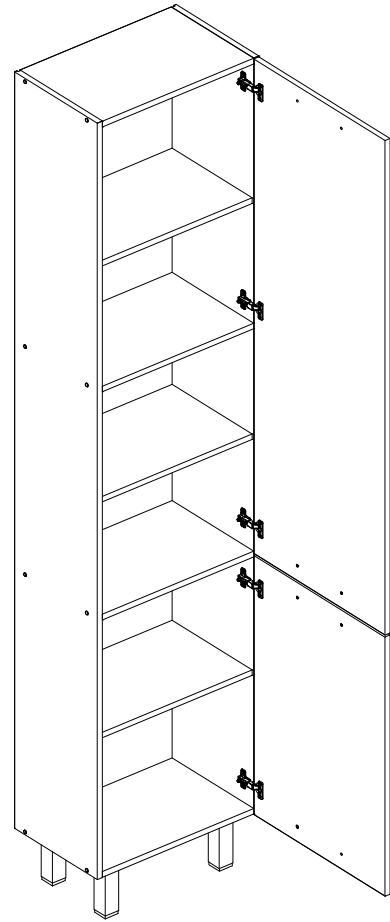
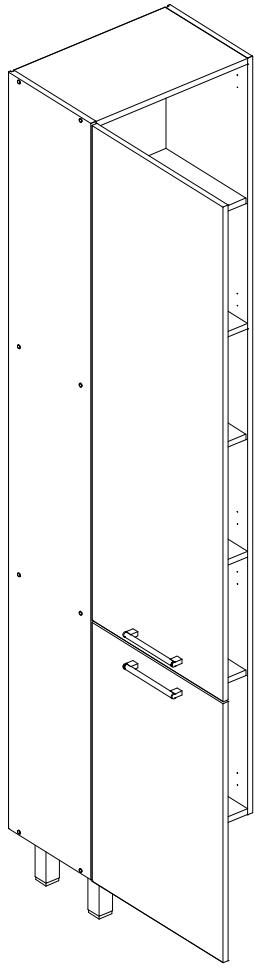
MANUAL DE MONTAGEM

ASSEMBLY INSTRUCTIONS / INSTRUCCIONES DE ARMADO

MÓDULO PANELEIRO FLORIPA - 2160 x 480 x 315
 FLORIPA pantry cabinet - 85" x 18" 7/8 x 12" 3/8
 Despenser FLORIPA - 2160 x 480 x 315

Código **180638** | Revisão 00

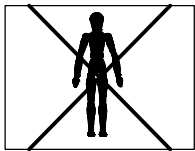
Português
 English
 Español



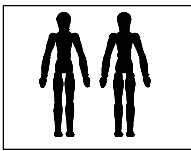
NOTAS: ESSE PRODUTO PODE SER MONTADO COM A ABERTURA DA PORTA PARA SUA DIREITA OU ESQUERDA.
NOTES: THIS PRODUCT CAN BE ASSEMBLY WITH THE OPENING THE DOOR TO RIGHT OR LEFT.
NOTAS: ESTE PRODUCTO PUEDE SER ARMADO CON LA ABIERTURA DE LA PUERTA A LA DERECHA O IZQUIERDA.

VOCÊ VAI PRECISAR DE / YOU WILL NEED / USTED NECESITARÁ

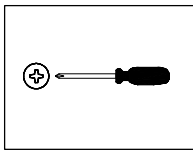
Ferramentas não fornecidas / Tools not supplied / Herramientas no incluidas



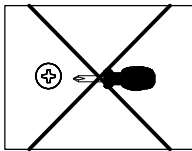
1 Pessoa
 1 Person
 1 Persona



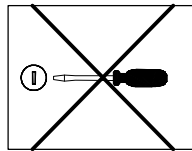
2 Pessoas
 2 People
 2 Personas



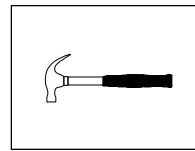
Chave Phillips
 Screwdriver Phillips
 Destornillador cruz




Chave Phillips Menor
 Small screwdriver Phillips
 Destornillador cruz menor



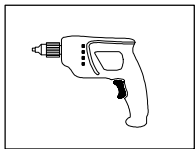
Chave fenda
 Screwdriver slotted
 Destornillador plano



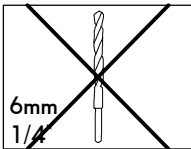
Martelo
 Hammer
 Martillo



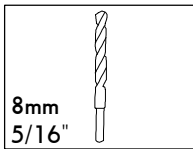
Estilete
 Stylet
 Estilete



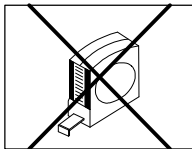
Furadeira
 Drill machine
 Taladro



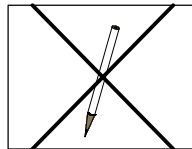
Broca
 Drill bit
 Taladro



Broca
 Drill bit
 Taladro



Trena
 Measuring tape
 Cinta de medición





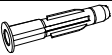




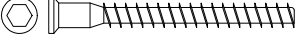



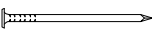


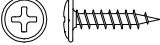
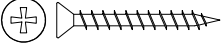


Lápis
 Pencil
 Lápiz

NOTAS: A separação dos acessórios antes de iniciar a montagem facilitará a mesma. Em caso de dúvida no tamanho dos parafusos e cavilhas, utilize a régua ao final da página 2.

NOTES: The separation of the accessories before you start the assembly will facilitate the same. In case of doubt on the size of the screws and bolts, use the ruler to bottom of page 2.

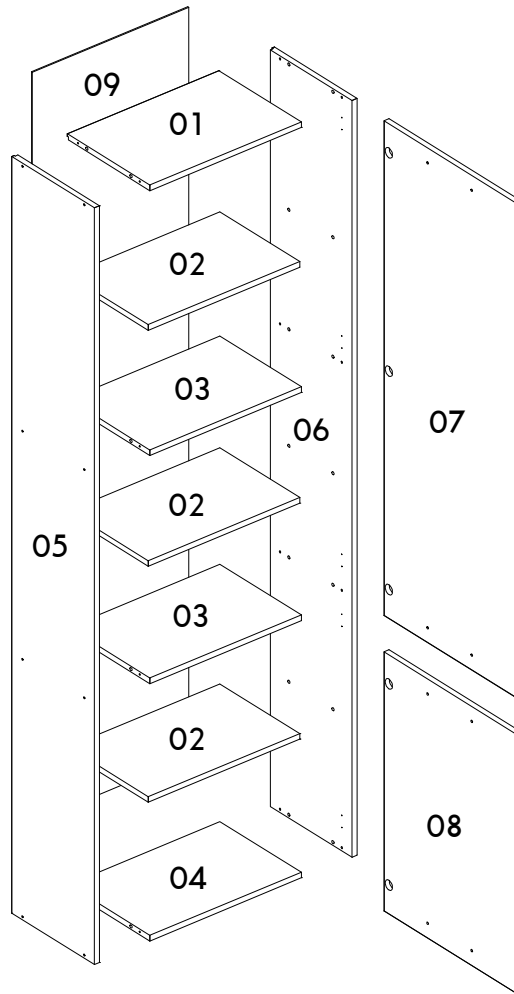
NOTAS: La separación de los accesorios antes de comenzar el armado facilitará el mismo. En caso de duda sobre el tamaño de los tornillos y taquetes, utilice la regla al pie de página 2.

IDENTIFICAÇÃO DOS ACESSÓRIOS/ IDENTIFICATION OF ACCESSORIES/ IDENTIFICACIÓN DE ACCESORIOS

| | | | | |
|------------|---|--|-----------|-----------|
| A |  | Parafuso flangeado / Flanged head screw / Tornillo de cabeza flangeada | 5,0x60 mm | 2 |
| A22 |  | Puxador Jaspe Real / Handle / Tirador | 160 mm | 2 |
| B3 |  | Bucha expansiva / Bushing / Tapón | 8x50 mm | 2 |
| D5 |  | Calço dobradiça / Hinge shim / Bisagra de calce | - | 5 |
| E |  | Cavilha / Wooden dowel / Taquete | 8x30 mm | 16 |
| E3 |  | Suporte de prateleira / Shelf bracket / Suporte de repisa | 8x7 mm | 12 |
| F9 |  | Dobradiça reta / Metal hinge straight / Bisagra recta | 26 mm | 5 |
| G |  | Parafuso estrutural / Structural screw / Tornillo estructural | 5,0x50 mm | 16 |
| H |  | Chave allen / Allen key / Liave allen | 3 mm | 1 |
| I |  | Tampa parafuso estrutural / Structural screw cover / Tapa tornillo estructural | - | 16 |
| M6 |  | Pé Atenas / Foot / Pie | 140mm | 4 |
| N |  | Prego / Nail / Clavo | 10 x10 | 48 |
| N5 |  | Suporte "L" / Support "L" / Soporte "L" | - | 2 |
| N6 |  | Capa / Cover / Cubierta | - | 2 |
| o9 |  | Parafuso flangeado / Flanged head screw / Tornillo de cabeza flangeada | 3,5x16 mm | 16 |
| R3 |  | Parafuso chato / Flat head screw / Tornillo de cabeza plana | 3,5x30 mm | 4 |
| S |  | Parafuso panela / Pan head screw / Tornillo de pan | 3,5x14 mm | 24 |
| S9 |  | Tapa furo plástico / Plastic hole plugs / Tapones plásticos | 6 mm | 4 |

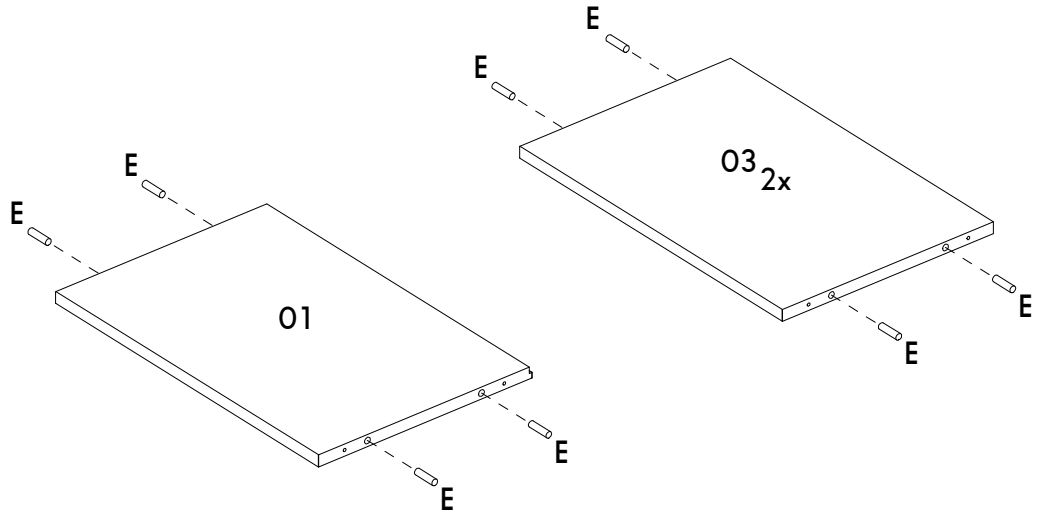
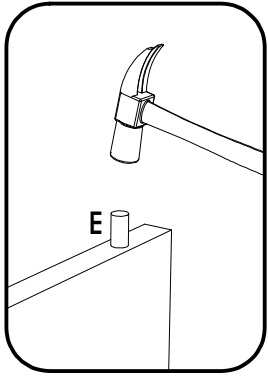


IDENTIFICAÇÃO DAS PEÇAS / PARTS IDENTIFICATION/ IDENTIFICACIÓN DE LAS PIEZAS

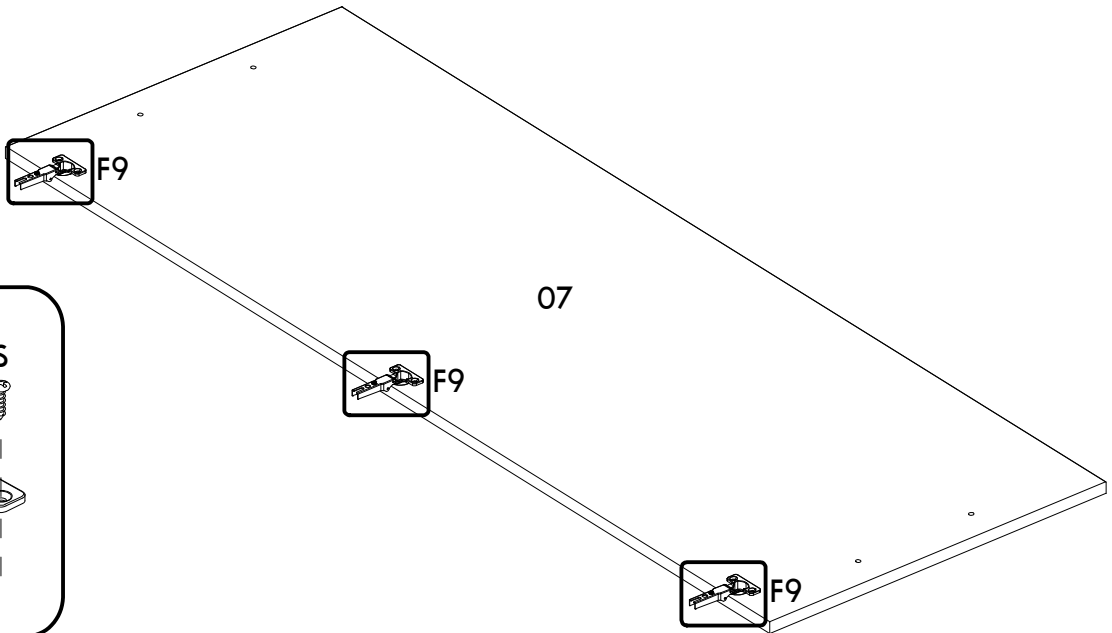
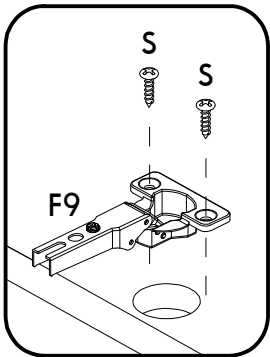


| Número / Number / Número | Medidas / Measures / Medidas | | Qty. / Qty. / Qty. |
|-----------------------------|------------------------------|-------------------------|-----------------------|
| | cm | inches | |
| 01 | 45 x 30 x 1,5 | 17" 3/4 x 11" 3/4 x 5/8 | 1 |
| 02 | 45 x 29 x 1,5 | 17" 3/4 x 11" 3/8 x 5/8 | 3 |
| 03 | 45 x 29,6 x 1,5 | 17" 3/4 x 11" 5/8 x 5/8 | 2 |
| 04 | 45 x 30 x 1,5 | 17" 3/4 x 11" 3/4 x 5/8 | 1 |
| 05 | 202 x 30 x 1,5 | 79" 1/2 x 11" 3/4 x 5/8 | 1 |
| 06 | 202 x 30 x 1,5 | 79" 1/2 x 11" 3/4 x 5/8 | 1 |
| 07 | 47,6 x 132,1 x 1,5 | 18" 5/8 x 52" x 5/8 | 1 |
| 08 | 47,6 x 69,2 x 1,5 | 18" 5/8 x 27" 1/4 x 5/8 | 1 |
| 09 | 200,2 x 46,4 x 0,3 | 79" 1/2 x 18" 1/4 x 1/8 | 1 |

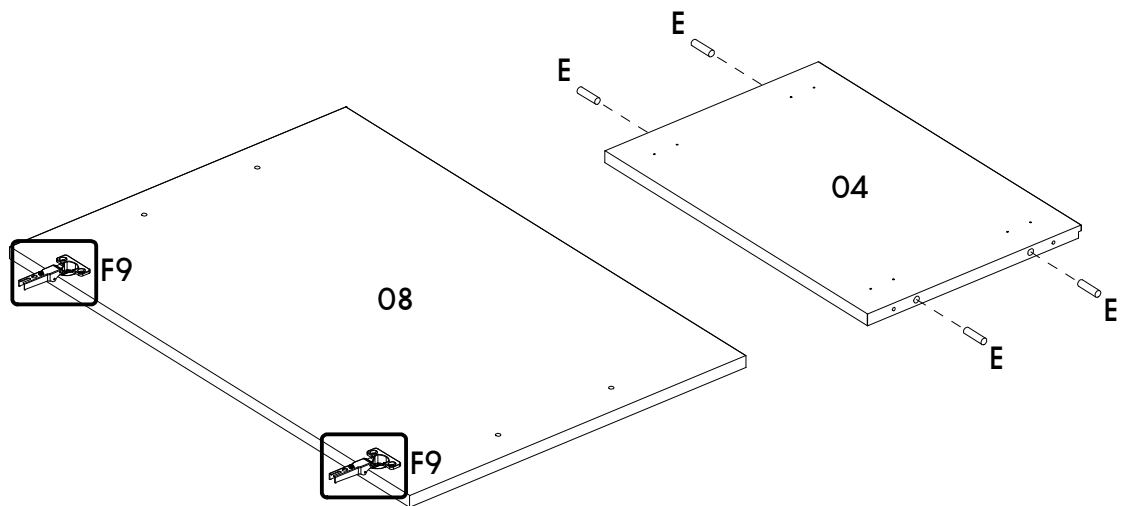
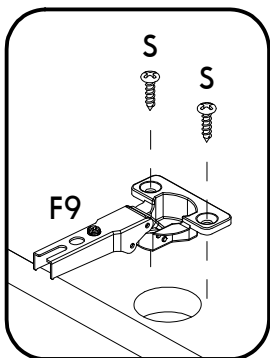
01



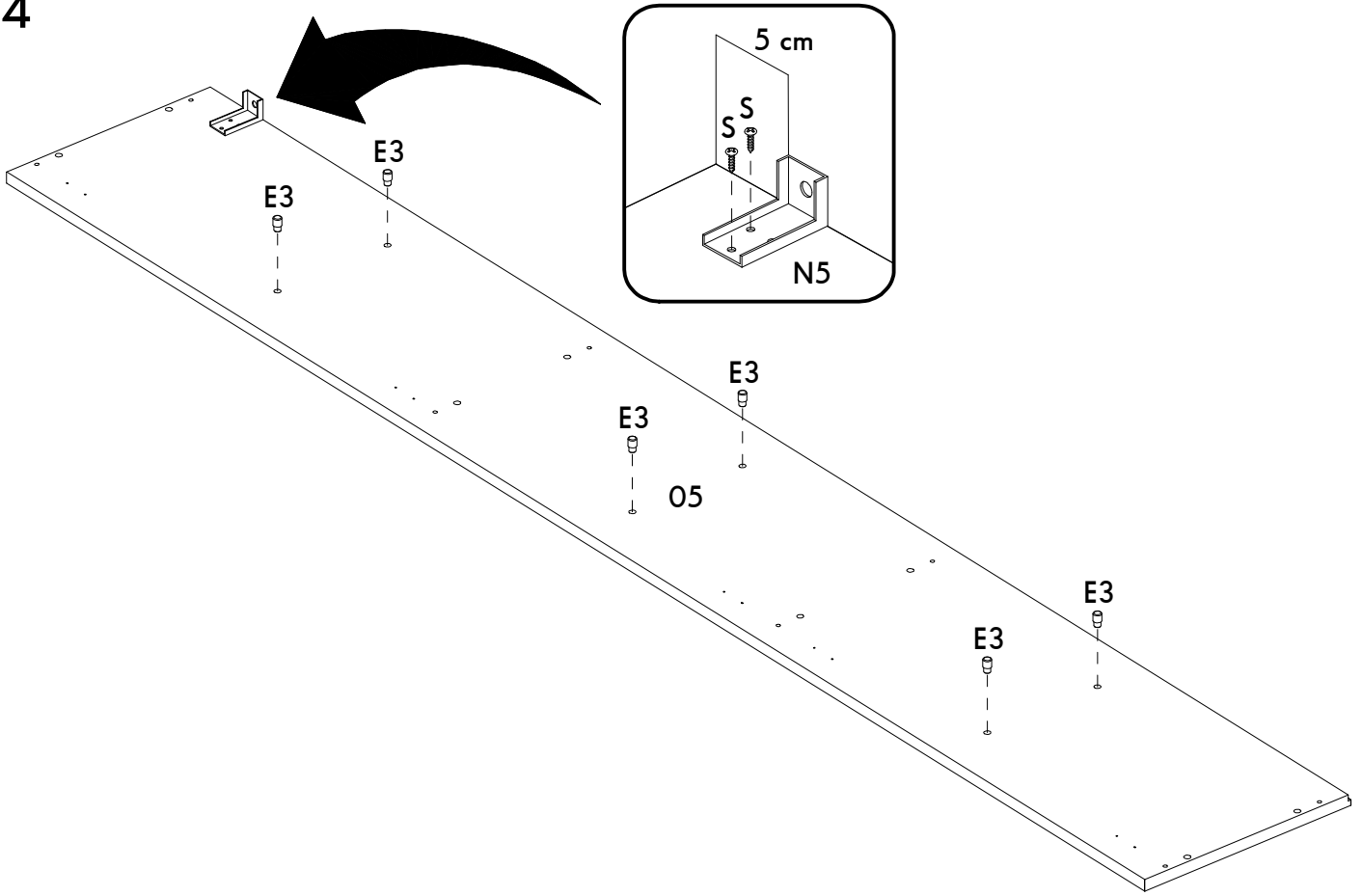
02



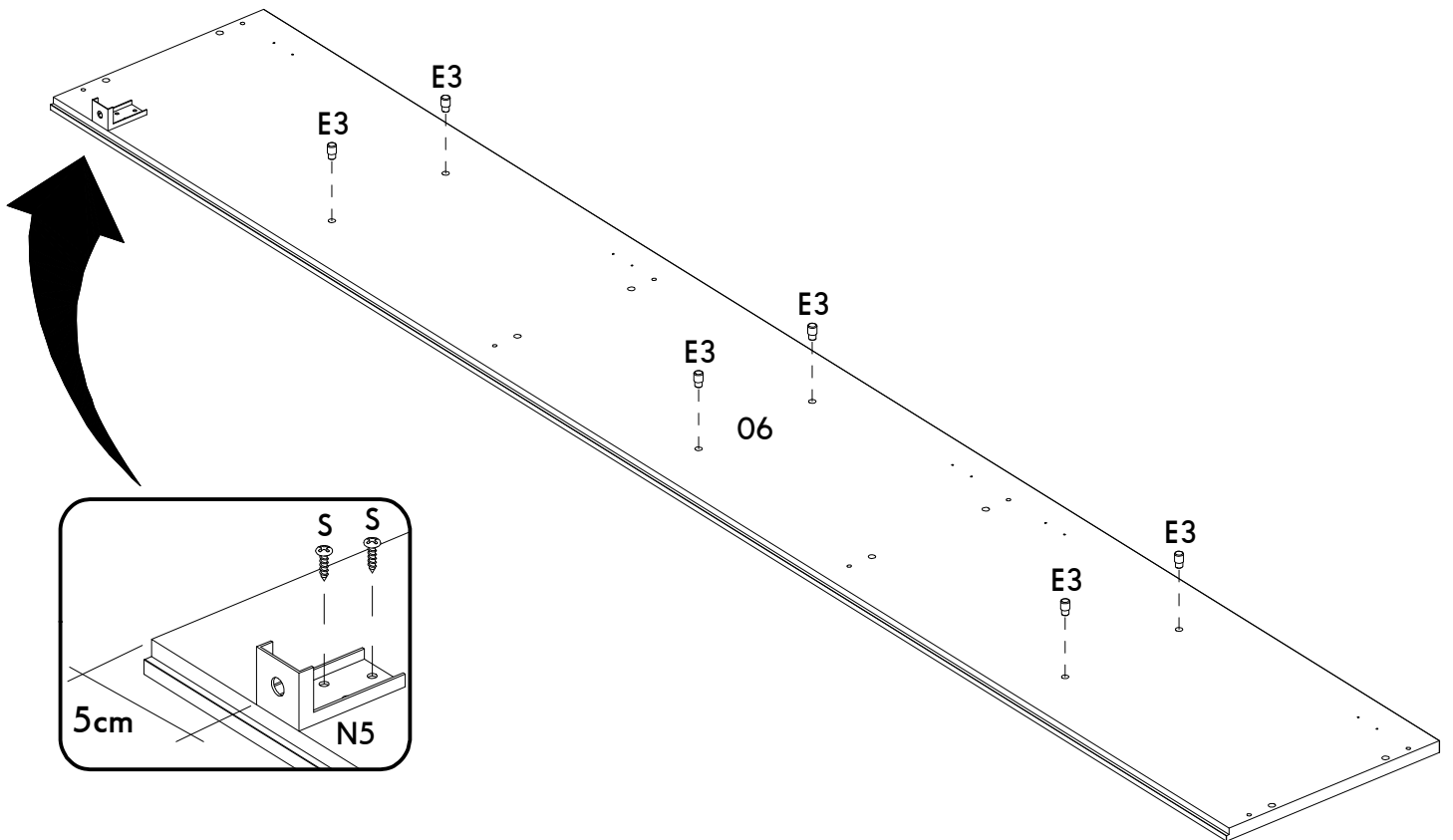
03



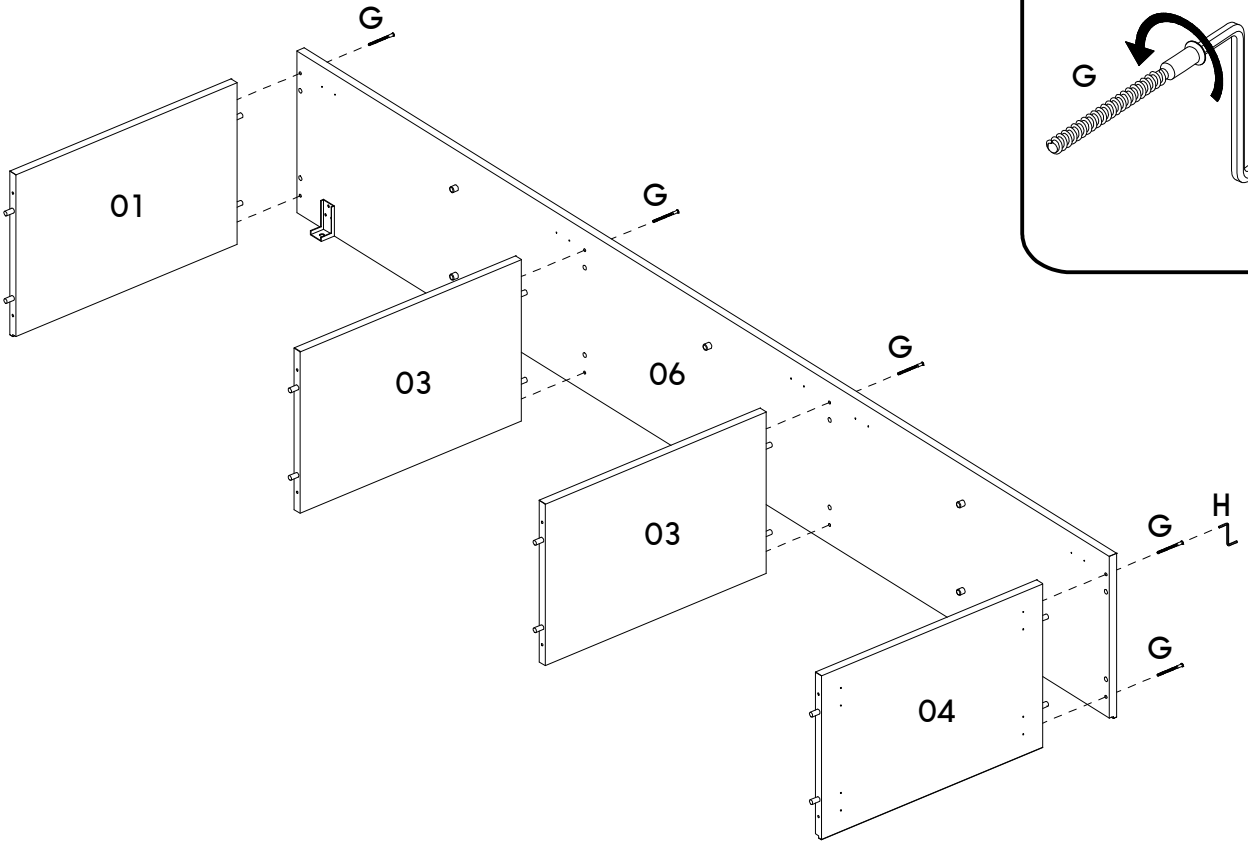
04



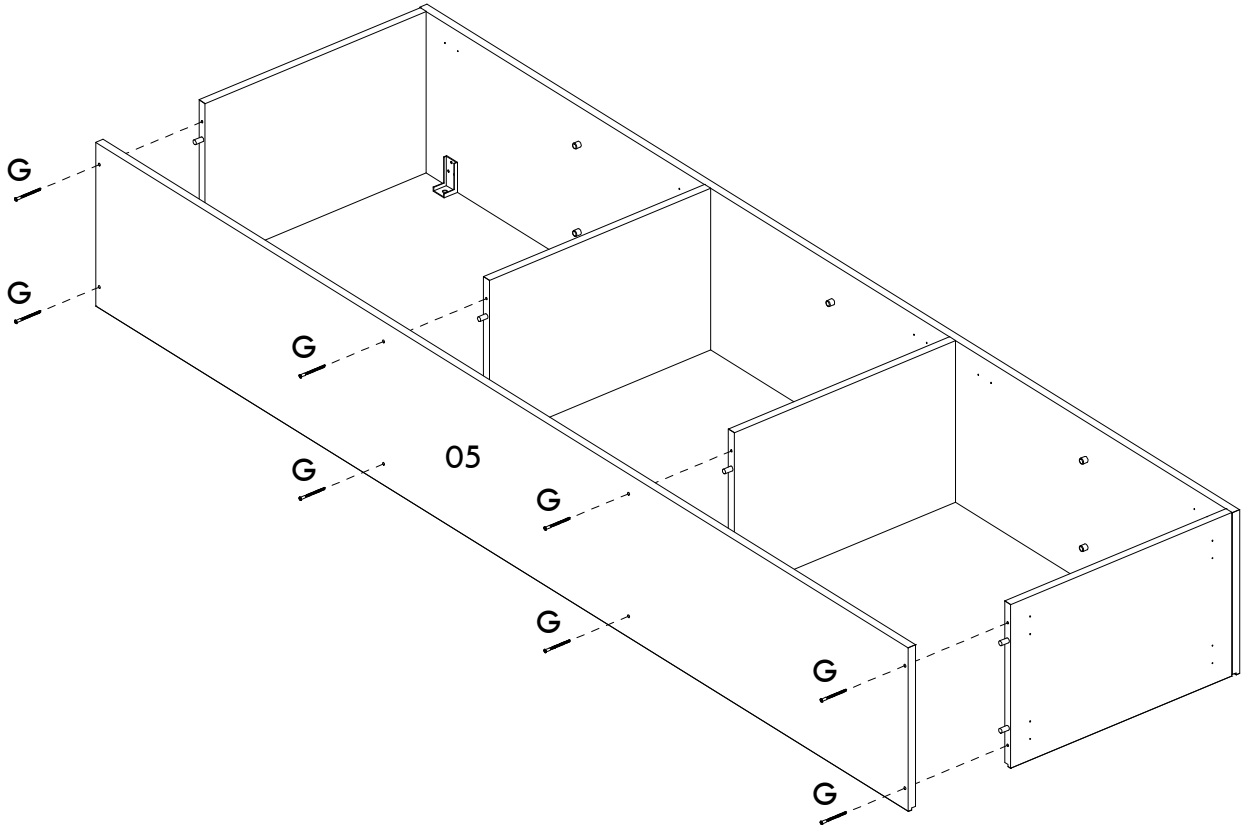
05



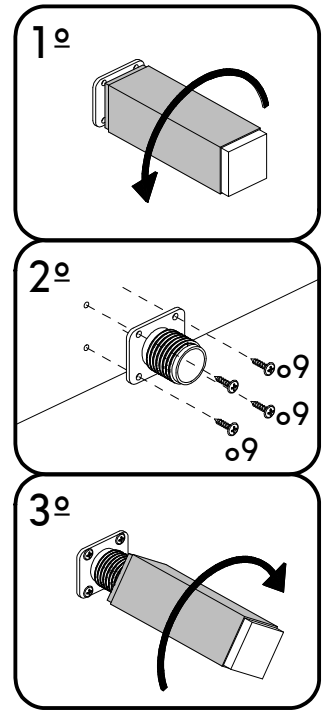
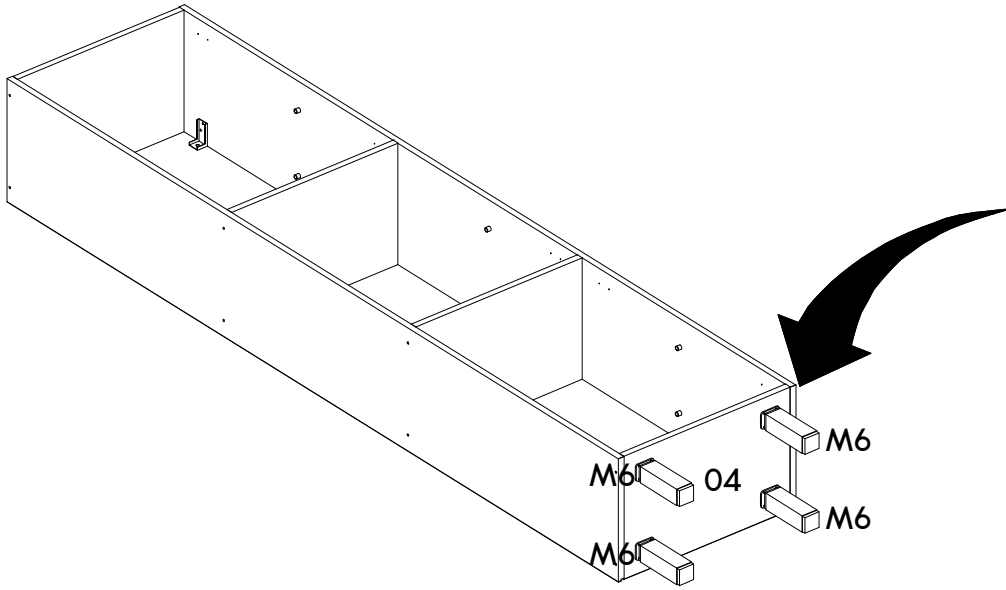
06



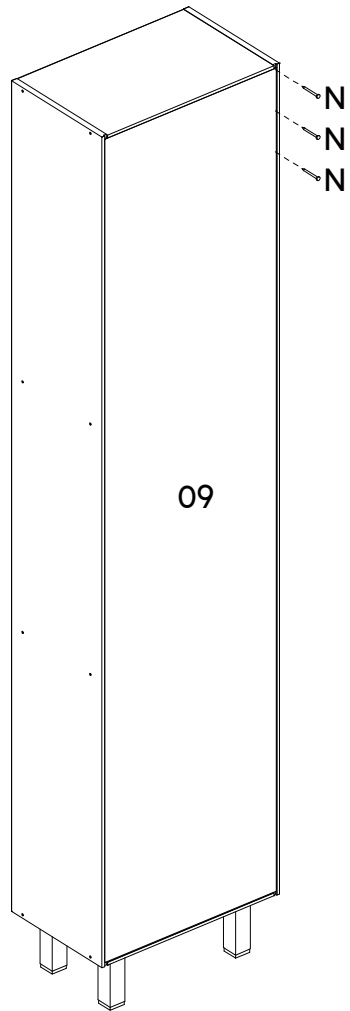
07



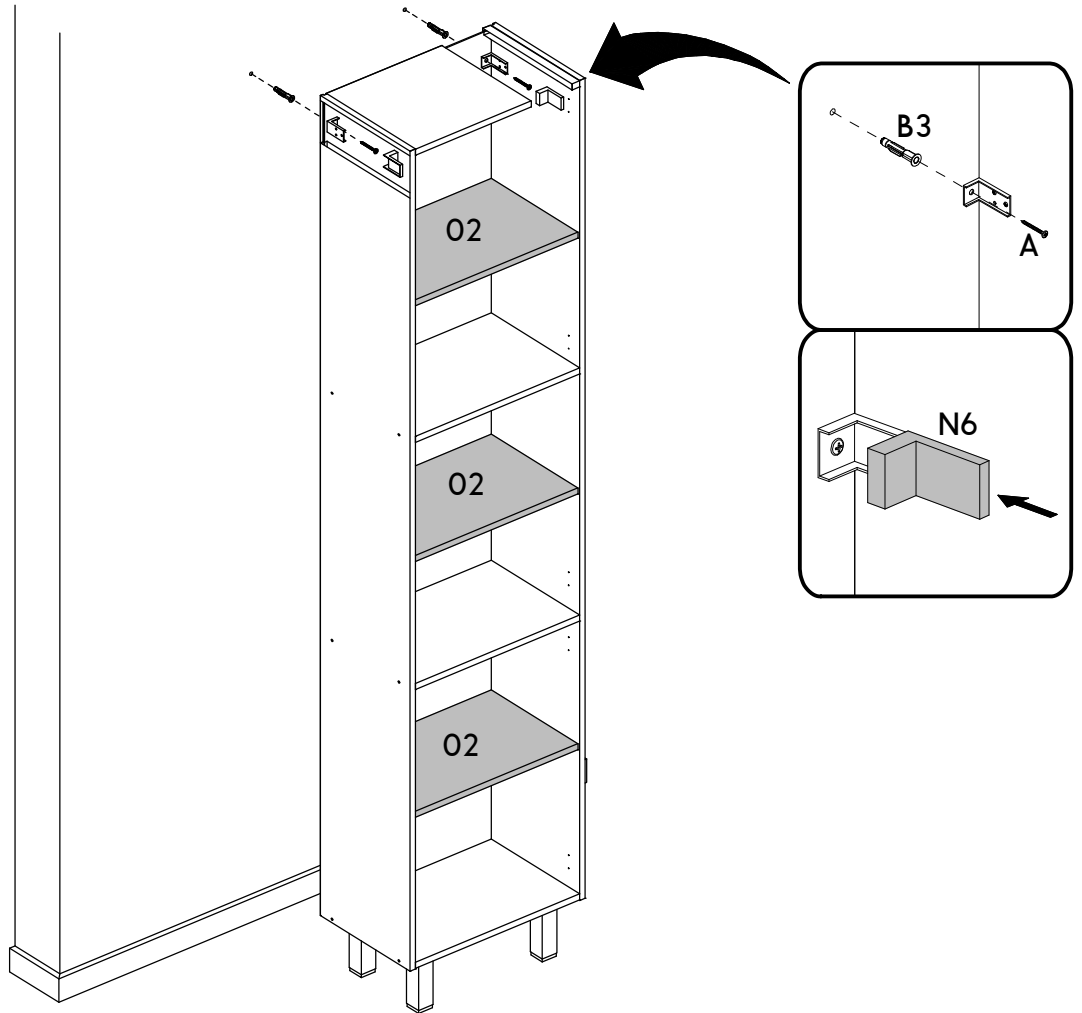
08



09

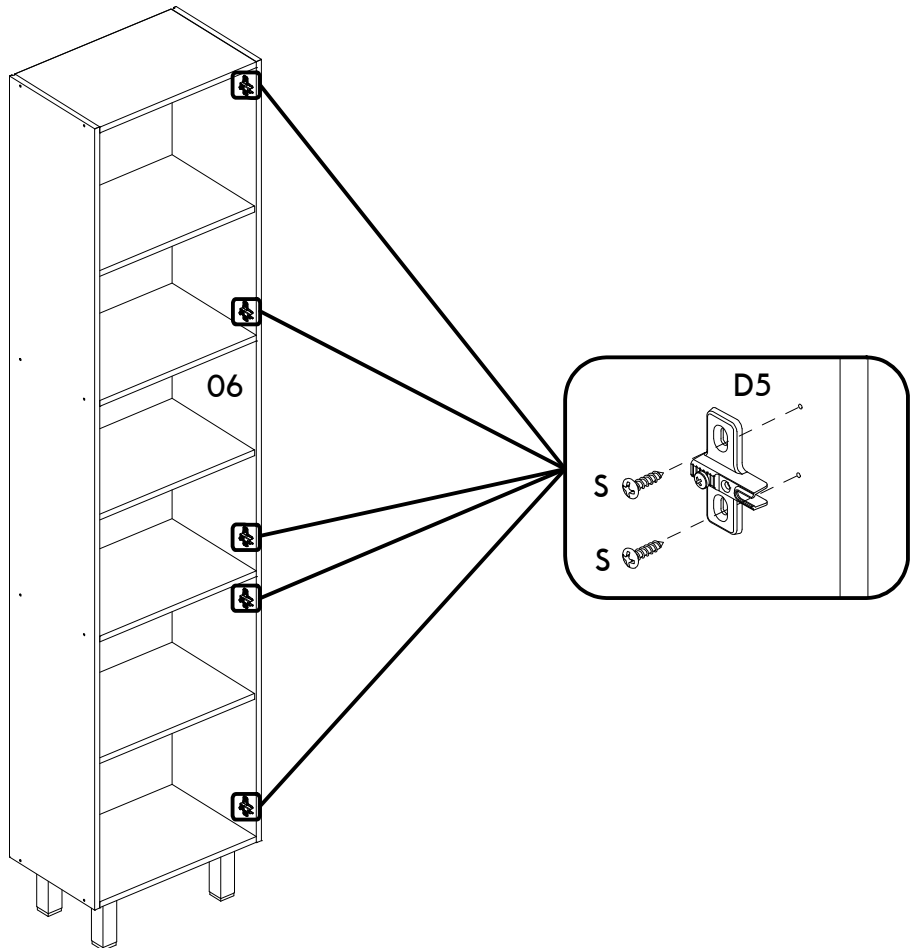


10

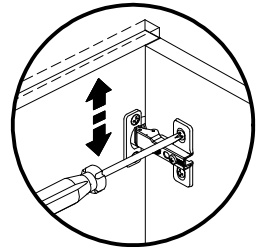
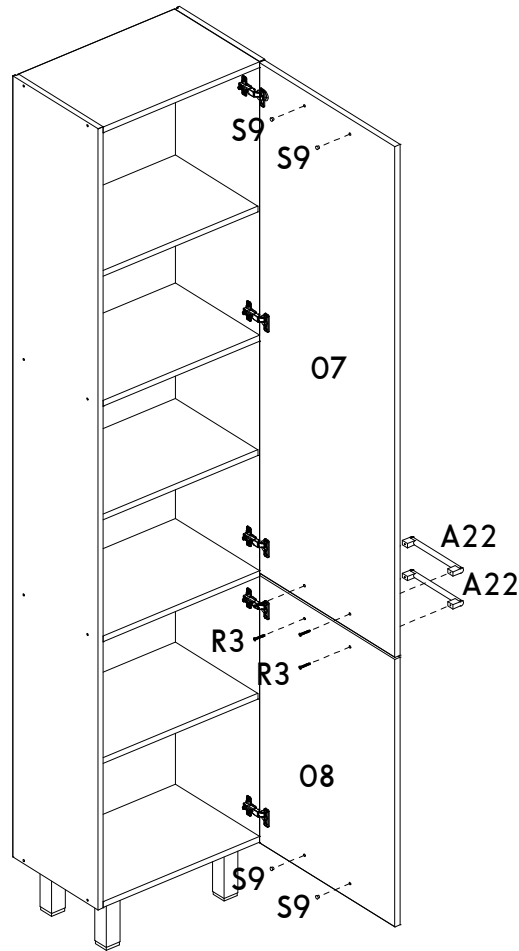


PORTA PARA DIREITA / DOOR FOR RIGHT / PUERTA PARA LA DERECHA

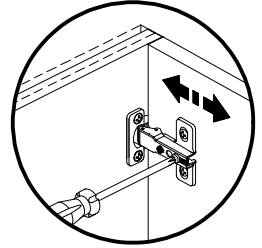
11



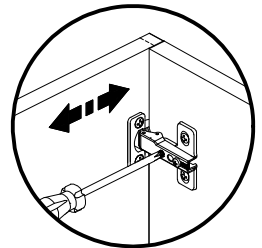
12



Regulagem Vertical
Ajuste Vertical
Vertical Adjustment



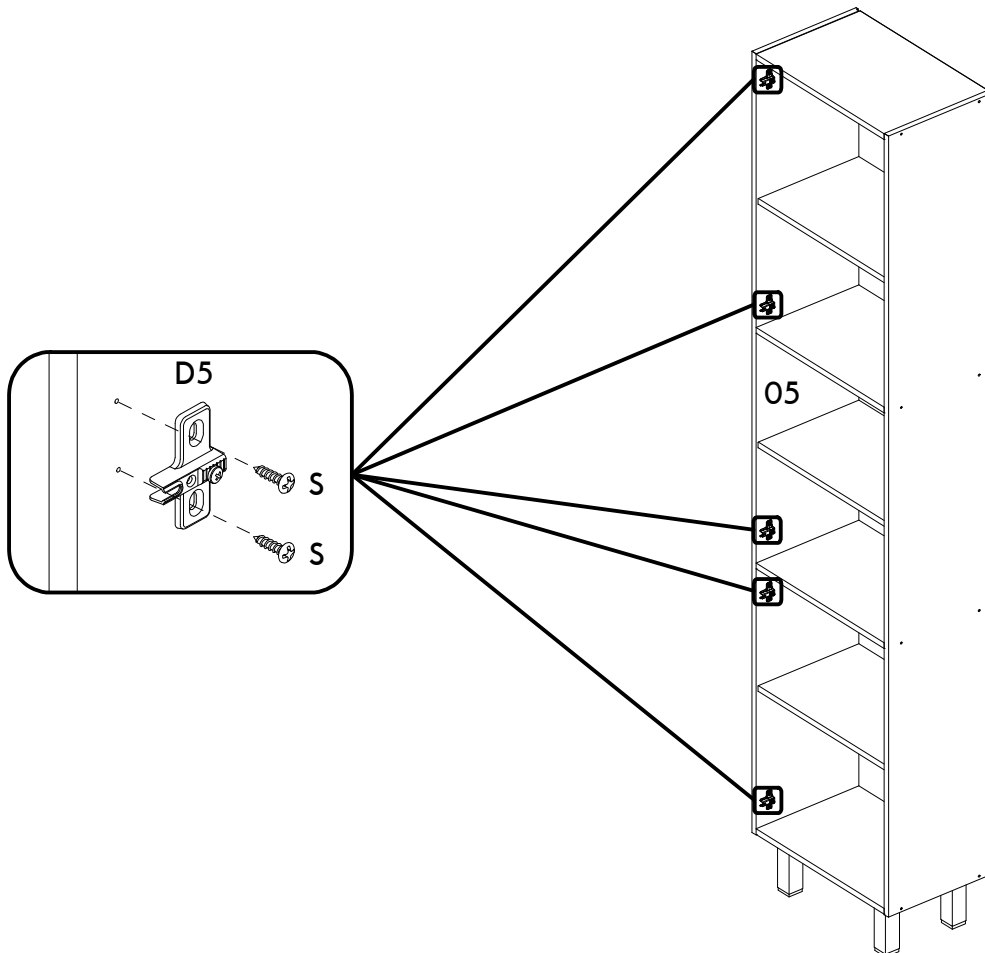
Regulagem Profundidade
Ajuste Profundidad
Depth Adjustment

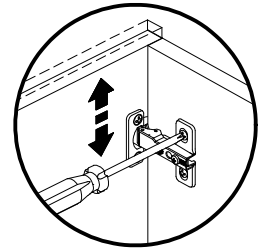
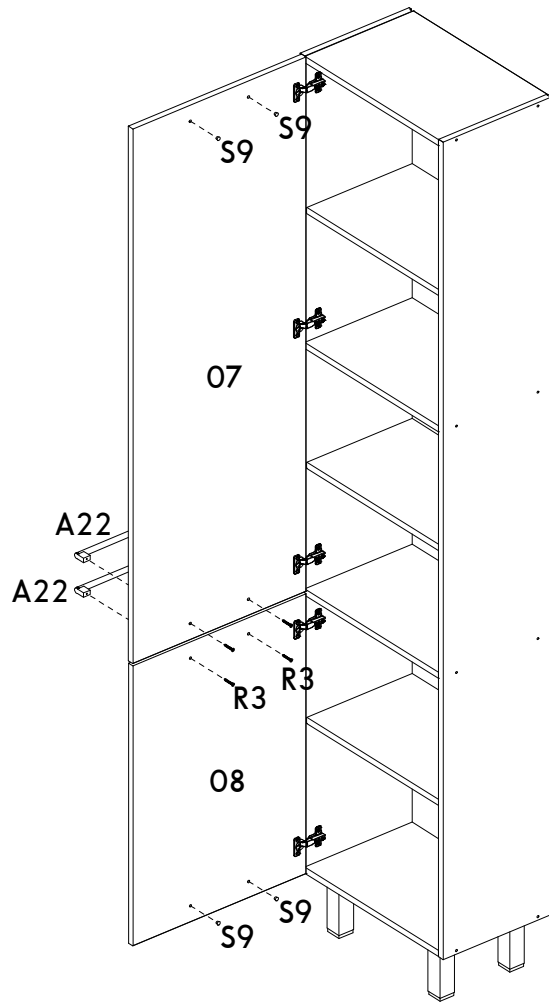


Regulagem Horizontal
Ajuste Horizontal
Horizontal Adjustment

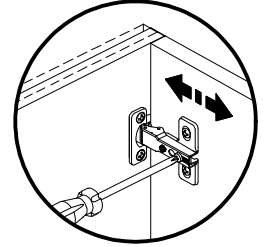
PORTA PARA ESQUERDA / DOOR FOR LEFT / PUERTA PARA LA IZQUIERDA

13

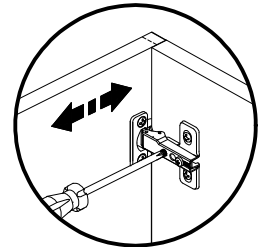




Regulagem Vertical
Ajuste Vertical
Vertical Adjustment

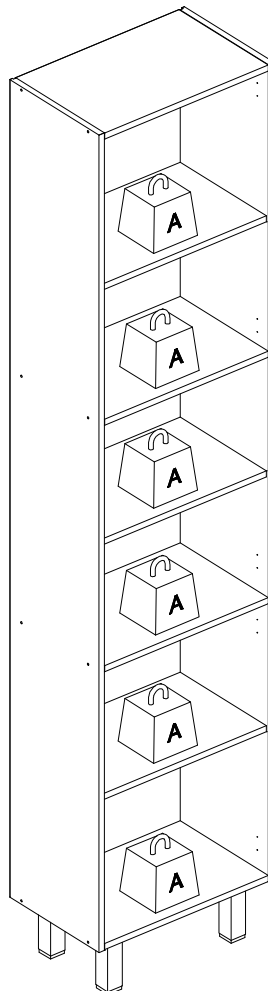


Regulagem Profundidade
Ajuste Profundidad
Depth Adjustment



Regulagem Horizontal
Ajuste Horizontal
Horizontal Adjustment

PESO MÁXIMO RECOMENDADO SENDO ESTE DISTRIBUÍDO UNIFORMEMENTE
MAXIMUM RECOMMENDED WEIGHT BEING THIS EVENLY DISTRIBUTED / PESO MÁXIMO RECOMENDADO SIENDO ESTE UNIFORMEMENTE DISTRIBUIDO



| | KG | LB |
|---|----|------|
| A | 8 | 17,6 |