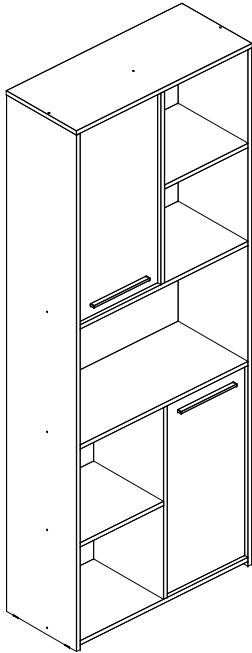


MANUAL DE MONTAGEM
Assembly instructions / Instrucciones de armado

ESTANTE JURERÊ

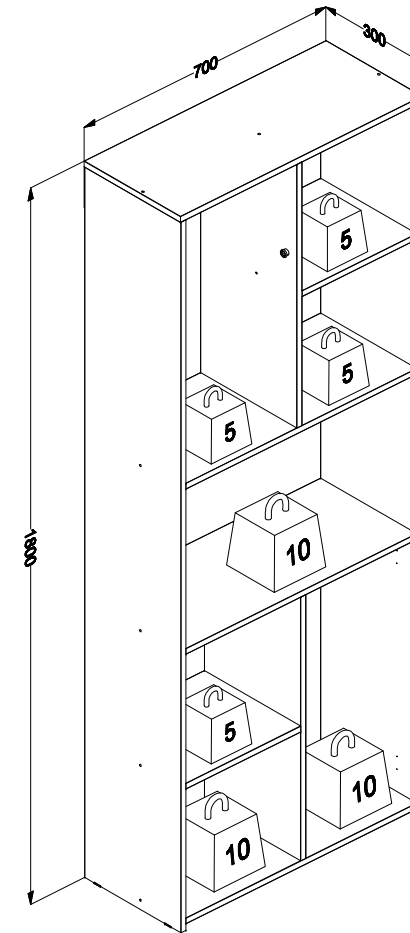
Jurerê Bookcase
Estante Jurerê

Código 170425 | Revisão 00

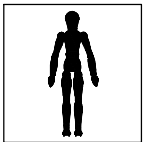


PESO MÁXIMO SUPORTADO PELAS PEÇAS, SENDO ESTE DISTRIBUÍDO UNIFORMEMENTE.

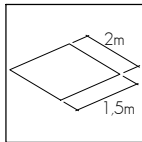
Maximum weight supported by parts, being this evenly distributed.
Peso máximo soportado por las partes, siendo esta distribuido uniformemente.



Você vai precisar de/ You will need / Usted necesitará

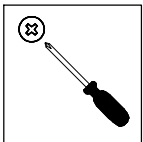


1 Pessoa
1 Person
1 Persona



Espaço recomendado para montagem
Recommended space for assemble
Espacio recomendado para el armado

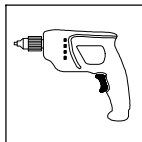
Ferramentas não inclusas
Tools not included / Herramientas no incluidas



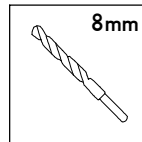
Chave Phillips
Screwdriver Phillips
Destornillador cruz



Martelo
Hammer
Martillo



Furadeira
Drill machine
Taladro



Broca
Drill bit
Taladro

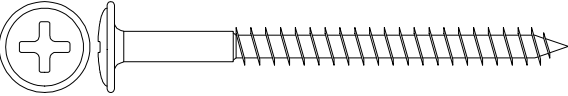
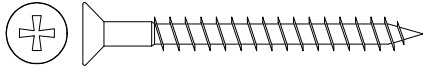
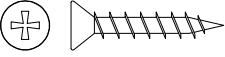

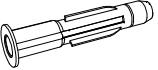
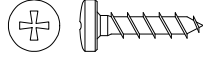
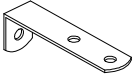
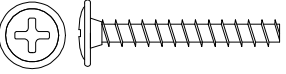





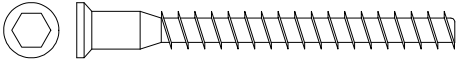




* PESO EM KG/ Weight in Kg/ Peso en Kg
DIMENSÕES EM MM/ Dimensions in mm/ Dimensiones en mm

IDENTIFICAÇÃO DOS ACESSÓRIOS/ IDENTIFICATION OF ACCESSORIES/ IDENTIFICACIÓN DE ACCESORIOS

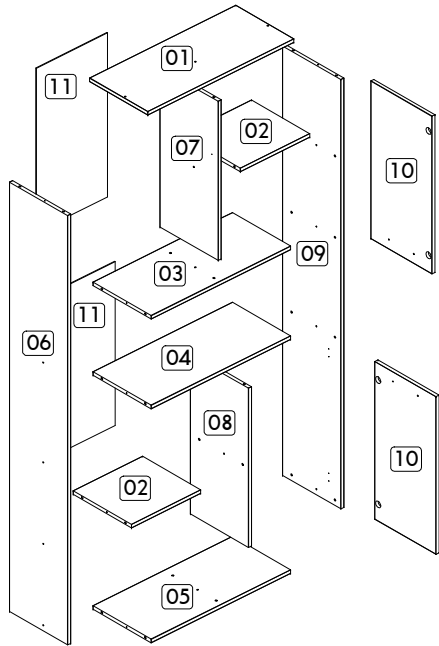
NOTAS: A separação dos acessórios antes de iniciar a montagem facilitará a mesma. Os parafusos e cavilhas estão na escala real. Em caso de dúvida na identificação, coloque o acessório sobre a imagem.

NOTES: The separation of the accessories before you start the assembly will facilitate the same. The screws and dowels are in real scale. In case of doubts about the identification, place the accessory on the image.

NOTAS: La separación de los accesorios antes de comenzar el armado facilitará el mismo. Los tornillos y taquetes son en escala real. En caso de dudas sobre la identificación, coloque el accesorio en la imagen.

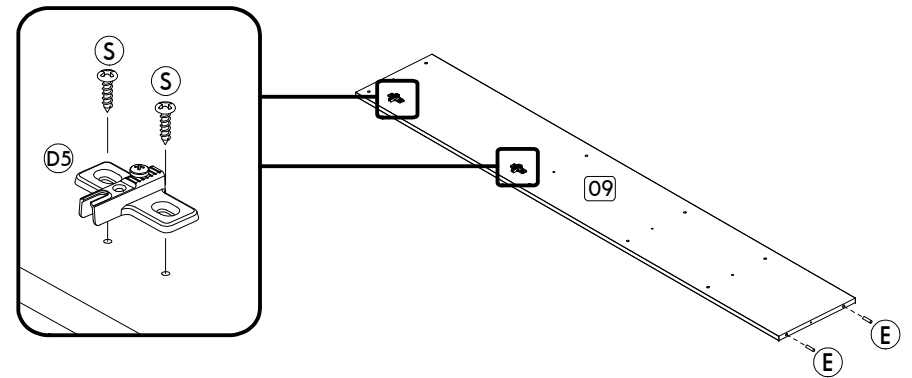
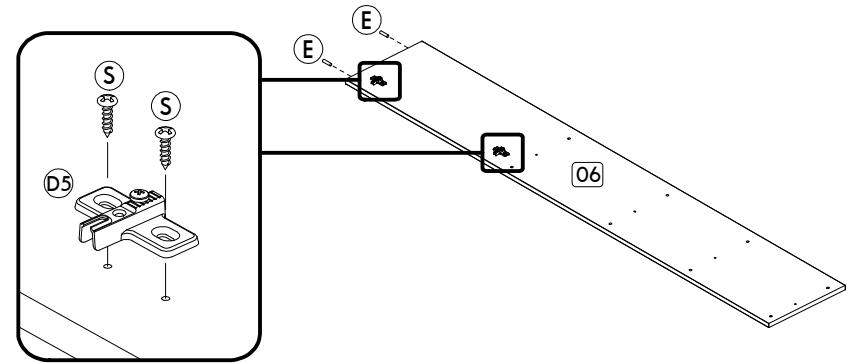
A		Parafuso flangeado Flanged head screw Tornillo de cabeza flangeada	5,0x60 mm	01	O		Parafuso chato Flat head screw Tornillo de cabeza plana	4,5x45 mm	05
A8		Parafuso chato Flat head screw Tornillo de cabeza plana	3,5x20 mm	01	O2		Puxador Handle Tirador	-	02
B3		Bucha expansiva Bushing Tapón	8x50 mm	01	S		Parafuso panela Pan head screw Tornillo de pan	3,5x14 mm	20
B7		Suporte de metal Metalic bracket Soporte de metal	-	01	T		Parafuso flangeado Flanged head screw Tornillo de cabeza flangeada	3,5x25 mm	04
B8		Suporte de prateleira Shelf bracket Soporte de repisa	10x15 mm	02					
D5		Calço dobradiça Hinge shim Bisagra de calce	-	04					
D6		Dobradiça super alta Metal hinge super high Bisagra alta	26mm	04					
E		Cavilha Wooden Dowel Taquete	8x30 mm	32					
E7		Sapata Small plastic foot Pie plástico	15 mm	04					
G		Parafuso estrutural Structural screw Tornillo estrutural	5,0x50 mm	10					
H		Chave allen Allen key Llave Allen	-	01					
I		Tampa parafuso estrutural Structural screw cover Tapa tornillo estrutural	-	10					
L4		Sapata Small plastic foot Pie plástico	38x17 mm	01					
N		Prego Nail Clavo	10 x10	32					

IDENTIFICAÇÃO DAS PEÇAS/ PARTS IDENTIFICATION/ IDENTIFICACIÓN DE LAS PIEZAS

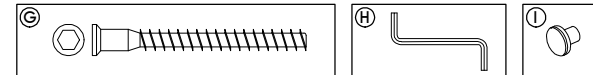
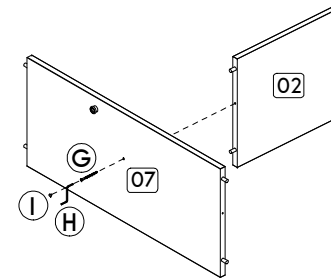
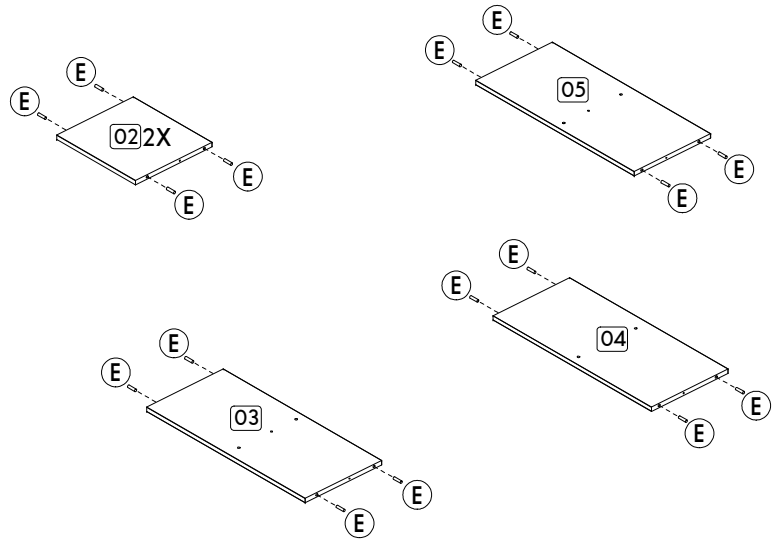


Nº	DESCRIÇÃO - DESCRIPTION - DESCRIPCIÓN	MEDIDAS-MEASURES - MEDIDAS (mm)	QTD.
01	Base superior - Top base - Base superior	700 x 300 x 15	01
02	Prateleira - Shelf - Repisa	332 x 300 x 15	02
03	Base intermediária superior - Intermediate base - Base intermedia	668 x 300 x 15	01
04	Base intermediária inferior - Intermediate base - Base intermedia	668 x 300 x 15	01
05	Base inferior - Bottom base - Base inferior	668 x 300 x 15	01
06	Lateral esquerda - Left side - Lateral izquierda	1785 x 300 x 15	01
07	Divisão superior - Top division - Division superior	662 x 300 x 15	01
08	Divisão inferior - Bottom division - Division inferior	662 x 300 x 15	01
09	Lateral direita - Right division - Lateral derecha	1785 x 300 x 15	01
10	Porta - Door - Puerta	656 x 315 x 15	02
11	Costa - Backboard - Fondo	682 x 341 x 03	02

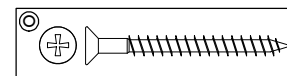
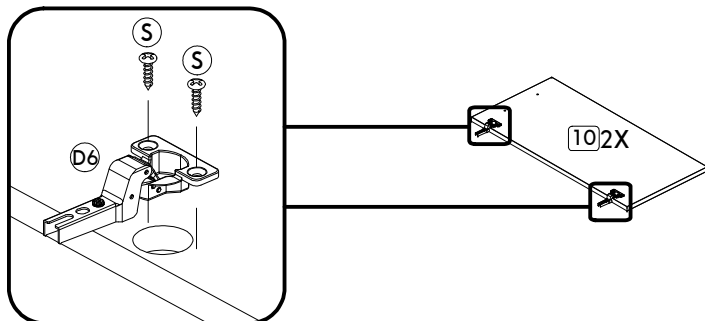
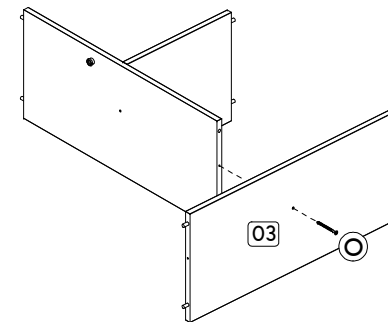
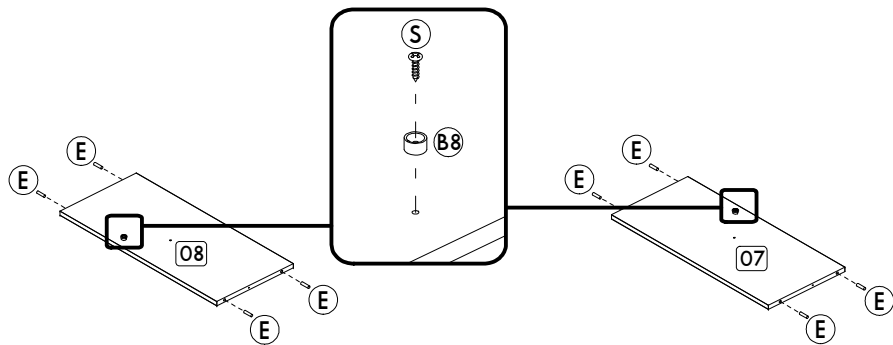
PRÉ-MONTAGEM/ PRE-ASSEMBLE/ PRE ARMADO

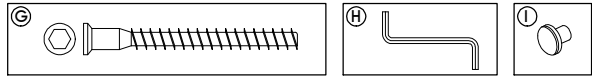
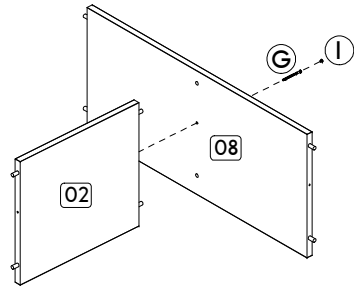


Passo/ Step/ Paso 01

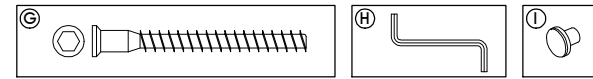
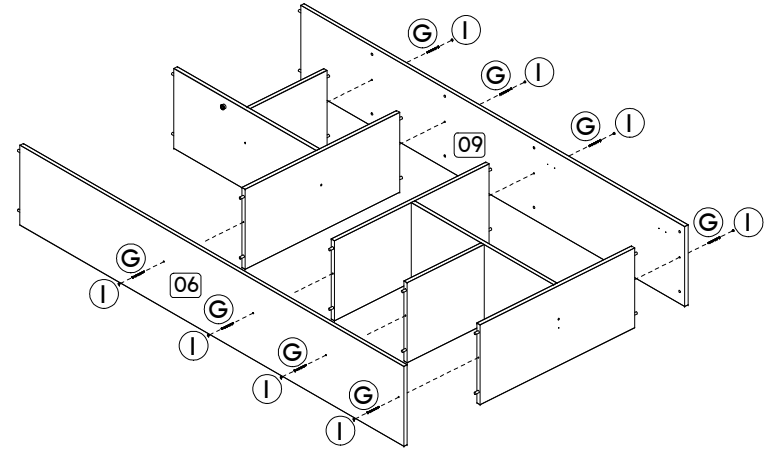
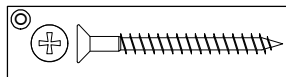
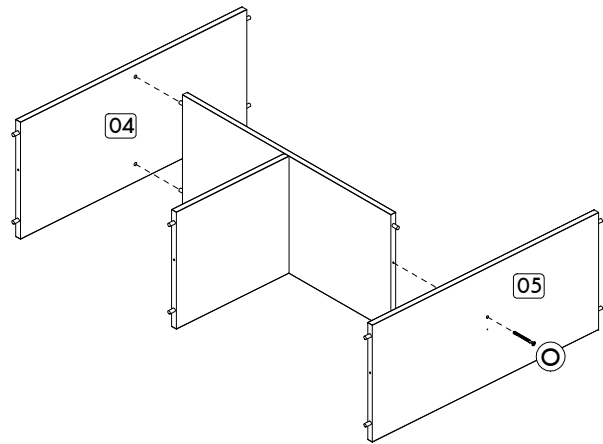


Passo/ Step/ Paso 02

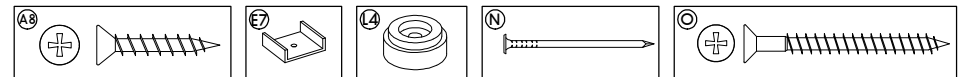
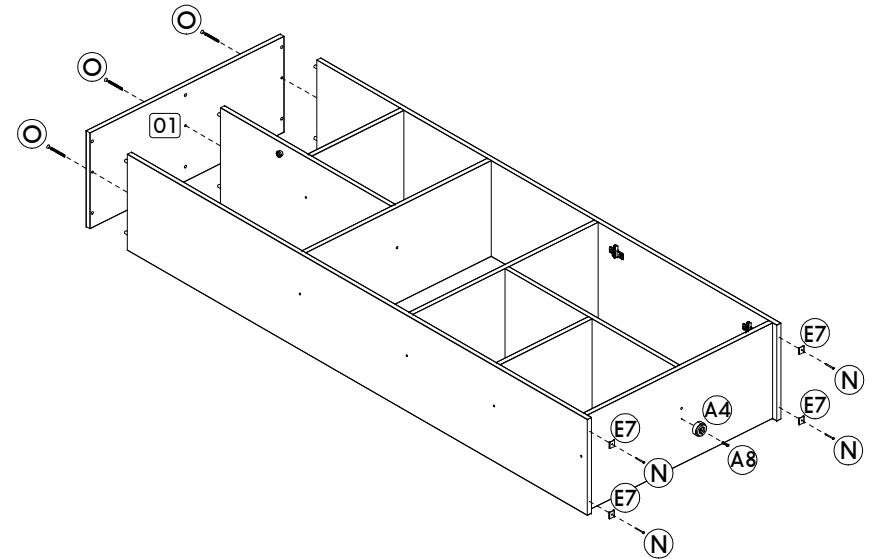


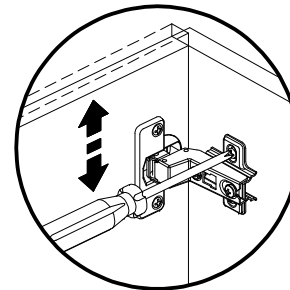
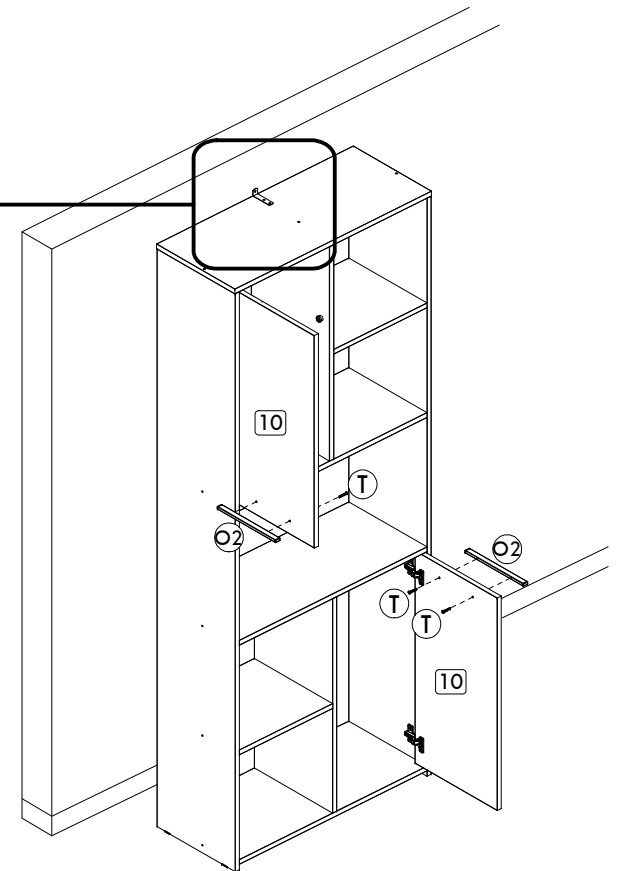
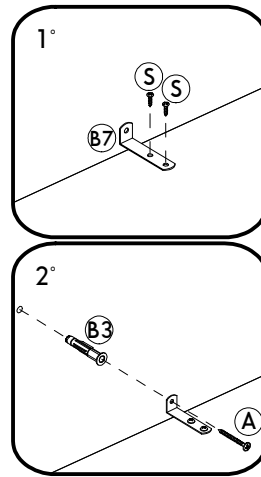
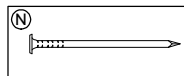
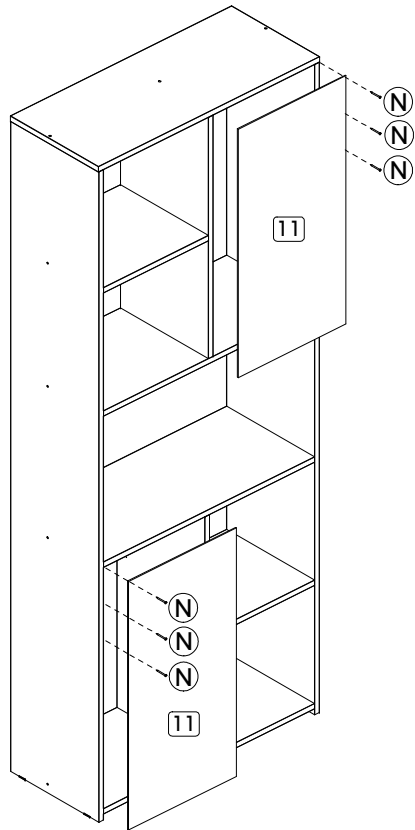


Passo/ Step/ Paso 04

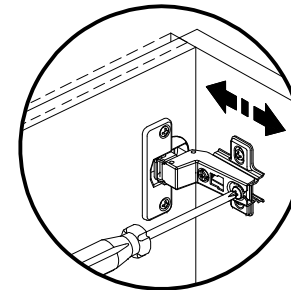


Passo/ Step/ Paso 06

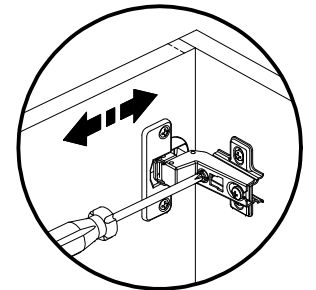




Regulagem Vertical
Ajuste Vertical
Vertical Adjustment



Regulagem Profundidade
Ajuste Profundidad
Depth Adjustment



Regulagem Horizontal
Ajuste Horizontal
Horizontal Adjustment

